

Design Series

Connectors for Outdoor Structures

SIMPSON

Strong-Tie



Effortless **Style**
Enduring **Strength**

(+46) 490 30 000
strongtie.fi

Connectors for Outdoor Structures

Add strength and beauty to outdoor and garden structures

Bringing decades of expertise in home construction to outdoor spaces, Simpson Strong-Tie® introduces the 'Design Series' collection of structural connectors.

With straight lines and an eye-catching black powder-coat finish, they provide a clean look that complements nearly every garden project as well as providing years of protection from the elements.

Timeless outdoor living in no time at all

Simple to use, the Design Series range includes the essential connections needed for the various timber junctions, supports and foundation connections to be found in patio and garden structures, including:

- Angled and flat brackets
- Post bases
- Joist connectors
- Fastenings

They add durability without compromise to beauty for a wide variety of outdoor projects such as:

- Pergolas
- Fences
- Trellises
- Sheds
- Decking
- Awnings
- Garden furniture

Simpson Strong-Tie know-how in the garden

Since designing the world's first joist hanger in 1956, we've continued to build on our reputation for helping people to design and build safer stronger structures.

The Design Series brings that same pedigree of innovation and quality from building construction to the world of outdoor spaces, for homeowners and DIY enthusiasts looking for professional, stylish and long-lasting results.

Building professionals and DIY enthusiasts alike can now add effortless style and tested strength to any outdoor structure.

Your garden and patio will thank you.





1 Joist Hanger



2 Angle Bracket



3 Column Base



4 Adjustable Post Base




5 Adjustable Post Base




6 Square Post Support





7 Post Support



8 Light Angle Bracket





Joist Hanger



SAE – Joist Hanger

Enduring strength and effortless installation for structural timber framework.

- The performance and ease of installation of a connector designed to support floors in your home – adapted for outdoor projects
- SAE joist hangers add timeless beauty and tested strength to outdoor structures such as deck frames, pergolas, awnings and car ports
- Can be used to connect timber joists to timber, masonry or concrete

Structural Angle Bracket



ABR – Heavy Duty Angle Bracket

Adds strength and beauty to timber structures connected at 90° angles.

- Ensures a strong and accurate 90° connection
- Rated for heavy duty house building applications, ABR angle brackets add timeless beauty and tested strength to outdoor structures such as deck frames, pergolas, awnings and car ports
- Can be used to connect timber to timber, masonry or concrete

Column Base



PPA – Column Base

Secure columns to floors with enduring strength and effortless installation.

- Timeless, stable and straight timber column to ground connection
- Very easy to assemble, can be bolted into concrete or timber
- Rated for heavy duty use, PPA column bases cope easily with outdoor structures such as pergolas, awnings, car ports and large patio structures

Adjustable Post Base



APB – Height Adjustable Post Base

Secure columns to floors with enduring strength and flexible installation.

- Timeless, stable and straight timber column to ground connection in no time at all
- Height adjustable through overall height range 100 mm to 150 mm. Simply rotate the upper mounting plate to suit
- PB post bases cope easily with outdoor structures such as pergolas, awnings, car ports and large patio structures

Adjustable Post Base



PPG – Width Adjustable Post Base

Flexible post to base fixing solution for a look that is both modern and elegant.

- Completely adjustable to the section width of your preferred post section
- Timeless, stable and straight timber column to ground connection in no time at all
- Highly versatile. For posts up to 150 mm section use two connectors, with posts over 150 mm wide, simply add another pair of connectors (one per post side)

Square Post Support



PPJBT – Square Post Support

Add strength and beauty to raised fences and light timber structures.

- Straight lines and an eye-catching black powder-coat finish provide a clean look that complements nearly every garden project
- Helps to ensure a timeless, stable and straight timber post to ground connection
- Very easy to assemble, can be bolted into concrete
- PPJBT post bases cope easily with outdoor structures such as garden sheds and for erecting a fence or trellis

Connectors for Outdoor Structures

Post Support


AG – Post Support

Add strength and beauty to fences, trellises and light timber structures.

- Straight lines and an eye-catching black powder-coat finish provide a clean look that complements nearly every garden project
- Helps to ensure a timeless, stable and straight timber post to ground connection
- Copes easily with outdoor structures such as garden sheds, fences and trellises

Light Angle Bracket


EA – Light Frame Angle Bracket

Add strength and beauty to light timber structures with 90° connection angles.

- Ensures a strong and accurate 90° connection
- Ideal for use with light duty timber framework, fences and exterior furniture
- Pack of six matching screws included with each bracket

Pyramidal Post Cap


CABOCHONPB – Pyramidal Post Cap

Pyramid shaped cap to finish and protect fence posts with effortless style.

- Helps to keep timber posts looking their best and protects them from damage and rotting
- Ideal for fences, trellises and other garden structures where the top of the timber post is exposed
- Simple to install, fits directly to 70 mm and 90 mm section posts
- A pair of matching screws are included with every cap

Flat 'T' Bracket


T-PB – T Shaped Bracket

Reinforce the junctions where a beam passes on both sides of a post.


- Adds strength to pergolas, awnings and other structures with a centre post supporting a cross-beam
- Simple to install, can be fastened with either screws or bolts

Flat 'L' Bracket


L-PB – L Shaped Bracket

Reinforce the junctions where a beam passes on both sides of a post.

- Adds strength to pergolas, awnings and other structures with a centre post supporting a cross-beam
- Simple to install, can be fastened with either screws or bolts

Fastening


CSA and SSF – Coated Connector Screws

Complement your Design Series projects with performance tested and coating matched fixings.

- Tested and approved for use with a variety of connectors and post bases
- Decorative and functional, the coated head of the CSA screw enhances the installation of Design Series connectors. The fully coated SSF screw gives superior protection throughout
- Designed to drive into timber without splitting for a neat, beautiful finish
- T20 drive head (CSA) and flat round head (SSF) provide excellent grip and a smooth drive into the timber
- Thread diameter matched to the fixing holes of the connectors



Timeless outdoor living, in no time at all.

F-DESIGN-SERIES-FI